



Instructions by Monster Shop (UK)

Mortar Board Stands

215677-215682

Product Information

Mortar Board Stands

Description

Thank you for choosing our premium Mortar Board Stands—designed to deliver durability, stability, and safety for your construction needs. Suitable for both professional tradespeople and commercial building environments, these stands offer a reliable platform for holding mortar boards securely at a comfortable working height.

Expertly constructed from robust steel for strength and longevity, these stands are built to withstand demanding site conditions. Available in two practical sizes—500mm (H) x 510mm (W) and 750mm (H) x 510mm (W)—they are supplied in convenient packs of 3, 5, or 10, making them ideal for teams of any size.

Each unit features a unique locking mechanism that keeps the stand securely fixed in both open and closed positions, providing added safety during use and easy handling when storing or transporting.

Designed with efficiency and site safety in mind, these steel mortar board stands are a dependable addition to any masonry setup.

Product specifications

	Dimensions	Weight	Material
215677	500mm(H) x 510mm(W)	Stand Weight 4.4kg	Steel Stand, Polypropylene feet

215678	500mm(H) x 510mm(W)	Stand Weight 4.4kg	Steel Stand, Polypropylene feet
215679	500mm(H) x 510mm(W)	Stand Weight 4.4kg	Steel Stand, Polypropylene feet
215680	750mm(H) x 510mm(W)	Stand Weight 5.3kg	Steel Stand, Polypropylene feet
215681	750mm(H) x 510mm(W)	Stand Weight 5.3kg	Steel Stand, Polypropylene feet
215682	750mm(H) x 510mm(W)	Stand Weight 5.3kg	Steel Stand, Polypropylene feet

SKU

215677-215682

Safety Advice






Ensure you have read and fully understood the instruction manual and safety advice before using this product.

- Always place mortar board stands on a flat, stable, and level surface to prevent collapse or instability.
- Do not overload the stands with weight beyond the specified maximum capacity stated in the instruction manual.
- Inspect each stand thoroughly before use to ensure no visible signs of damage, weakness, or instability
- When positioning stands, place them in low-traffic or restricted-access areas to minimise the risk of trip hazards.
- Avoid modifying or adapting the stands in any way, as this may compromise structural integrity and void manufacturer liability
- Follow all assembly and disassembly instructions carefully to ensure the product is used safely and as intended.
- Use a two-person lift when moving or assembling heavier stands to reduce the risk of manual handling injuries.
- Do not use the stands for any purpose other than their intended use of supporting mortar boards during construction or similar applications.
- Store stands in a dry, secure area when not in use to prevent damage and reduce the risk of unauthorised use.

Monster Group UK Limited's liability will be limited to the commercial value of the product only.

Please visit <https://monstershop.co.uk/policies/terms-of-service> to see the full terms and conditions.


Parts

Mortar Board Stand Frame 2 piece(s)		U-Shaped Lock 1 piece(s)	
Mortar Board Stand Bolt 2 piece(s)		Mortar Board Stand Wing Nut 2 piece(s)	
Mortar Board Stand Washer 2 piece(s)			

Steps (3)

Step 1 of 3

1. Place the smaller stand frame into the gap of the larger frame.
2. Arrange so the frames make a cross shape.
3. Line up the holes on both of the frames.
4. On the top fitting place the U-Shaped Lock over the hole before inserting the Bolt and securing underneath with the Wing Nut.
5. For the bottom fitting place the Bolt into the hole and then secure underneath using the Wing Nut.



2. Maintenance

- Regularly tighten any loose fixings and inspect joints or fasteners for signs of fatigue or loosening
- To clean the stands, use a damp cloth with mild detergent and warm water to wipe all surfaces; ensure all cleaning residue is removed and surfaces are dry before reuse.

3. Troubleshooting

- **WHAT DO I DO IF THERE ARE MISSING PARTS FROM MY ORDER?**

If there appears to be any part missing from your order, contact our friendly and helpful Customer Support Team within 7 days of receipt.

- **FOR ALL OTHER ISSUES, PLEASE CONTACT OUR CUSTOMER SUPPORT TEAM.**

Terms of Service: <https://monstershop.co.uk/policies/terms-of-service>



Instructions by Monster Shop (UK)
Mortar Board Stands

/