

A StepAlong by Monster Shop (UK)

Rattan Modular 7pcs Furniture Set

214906/214908

Unit Overview

The Serafina and Marielle Rattan Modular 7-Piece Furniture Sets bring style, comfort, and flexibility to your outdoor living space. Available in sleek black and elegant grey, these sets include a glass-top coffee table and a modular design that allows you to arrange the pieces to perfectly suit your patio or garden layout. Designed for durability and effortless elegance, these sets are an excellent choice for creating a personalised and inviting outdoor retreat.

Specifications

Dimensions:

Corner Sofa: 70cm (L) x 70cm (W) x 63cm (H)

Middle Sofa: 70cm (L) x 60cm (W) x 63cm (H)

Table: 62.5cm (L) x 62.5cm (W) x 36cm (H)

Total Weight: 74.8kg

Corner Sofa Weight: 9.22kg

Middle Sofa Weight: 7.06kg

Table Weight: 8.82kg

Material: Polyrattan, Steel

Sofa Weight Capacity: 110kg per seat

Table Weight Capacity: 40kg

Glass Table Thickness: 5mm



Base Cushion Thickness: 7cm

Back Cushion Thickness: 20cm

Safety Advice

- Ensure you have read and fully understood the instruction manual and safety advice before using this product.
- Inspect all edges and weaving for sharp areas or exposed strands before use. Address any issues immediately to prevent cuts or injuries.
- Assemble the furniture carefully following the provided instructions. It is recommended that two people work together to build the furniture to ensure safety and proper assembly.
- Do not use power tools during assembly, as they may damage the furniture or lead to improper assembly.
- Check all joints to ensure they are secure and avoid creating pinching points.
- Place the furniture on a flat and even surface to prevent structural collapse or tipping hazards.
- Distribute weight evenly when using the furniture and do not exceed the maximum weight capacity of 110kg for each modular section.
- Do not exceed a maximum weight capacity of 40 kg for the glass table top. Avoid placing heavy objects on the glass to prevent breakage.
- Position the furniture in shaded areas or apply the rain cover during peak sun exposure to reduce heat buildup, which could cause burns.
- Ensure the glass table top is securely fitted. Regularly check for chips or cracks in the glass, and do not use the table if any damage is identified.
- Regularly inspect all modular connections and the stability of the furniture, especially after moving or reconfiguring the units. Tighten or adjust as needed.
- Do not stand on the furniture, including the table, as it is not designed for such use.
- Avoid dragging the furniture across hard surfaces to prevent damage to both the furniture and the flooring. Lift and reposition as necessary.

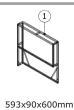


- Handle all modular units and the glass table top with care during assembly and disassembly to avoid accidents or damage.
- Keep the furniture away from open flames or high heat sources.
- Ensure children are supervised around the furniture to prevent misuse or injuries.
- Dispose of or recycle all packaging materials safely to avoid any risk of suffocation or injury.

Parts

1) Chair Back Frame

1 Piece(s)



3) Chair Arm

1 Piece(s)



5) Chair Back Frame

1 Piece(s)



7) Chair Seat Frame

1 Piece(s)



9) Chair Back Frame

1 Piece(s)



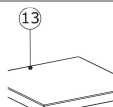
11) Table Frame

1 Piece(s)



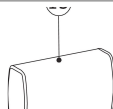
13) Chair Base Cushion

6 Piece(s)



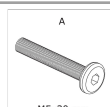
15) Sofa Side Cushions

2 Piece(s)



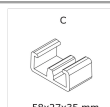
A) M5x30mm Screws

118 Piece(s)



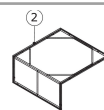
C) Modular Frame Clips

10 Piece(s)



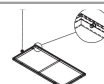
2) Chair Seat Frame

1 Piece(s)



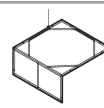
4) Chair Base Board

1 Piece(s)



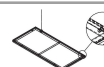
6) Chair Seat Frame

1 Piece(s)



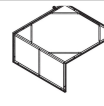
8) Chair Base Board

1 Piece(s)



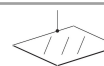
10) Chair Seat Frame

1 Piece(s)



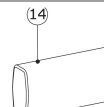
12) Glass Table Top

1 Piece(s)



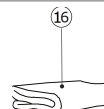
14) Chair Back Cushion

6 Piece(s)



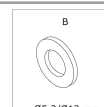
16) Rain Cover

1 Piece(s)



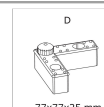
B) Ø5.2/Ø12mm

62 Piece(s)



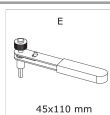
D) Feet

28 Piece(s)



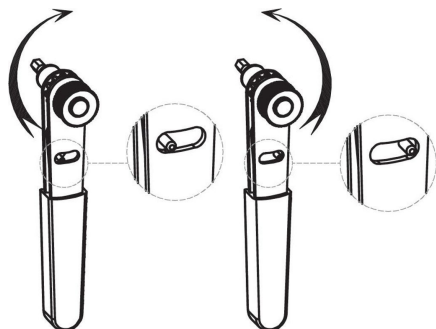
E) Clamping Lever

1 Piece(s)

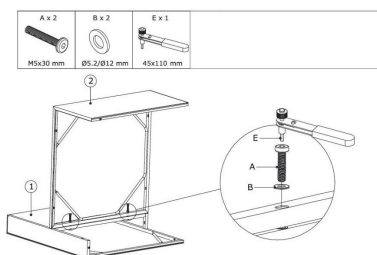


Steps (28)

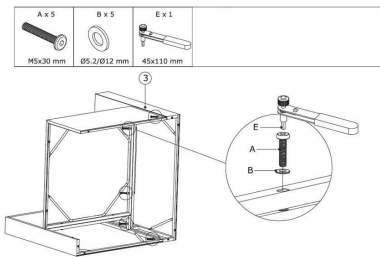
1.



2.



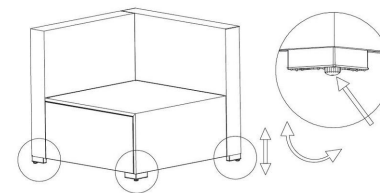
3.



4.

5.

6.



7.

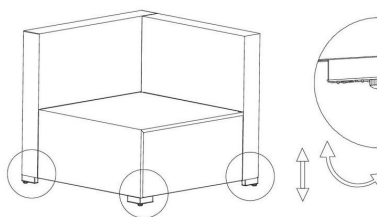
8.

9.

10.

11.

12.



13.

14.

15.

16.

17.

18.

19.

20.

21.



22.

23.

24.

25.

26.

27. Maintenance

- The Rattan Modular 7-Piece Furniture Sets should be stored indoors for adverse weather conditions including heavy rain and low temperatures.
- Use the provided rain cover to protect the furniture from weather damage when not in use. For outdoor use, secure the rain cover tightly to prevent it from being displaced by wind.
- Ensure cushions are fully dry before storing, to avoid potential growth of mould or mildew.
- Check screws and bolts regularly to ensure the product is maintaining its sturdiness.



- We recommend cleaning with a soft, damp cloth and a mild detergent, avoiding abrasive cleaners or harsh chemicals to prevent damage to the material.

28. Troubleshooting

- **WHAT DO I DO IF THERE ARE MISSING PARTS FROM MY ORDER?**

If there appears to be any part missing from your order, contact our friendly and helpful Customer Support Team within 7 days of receipt.

- **FOR ALL OTHER ISSUES, PLEASE CONTACT OUR CUSTOMER SUPPORT TEAM.**

