

A StepAlong by Monster Shop (UK)

Rattan Storage Box 996l

214418/214419

Unit Overview

The Serafina and Marielle Rattan Storage Boxes (996L) are the perfect solution for stylish and practical outdoor storage. With a large capacity, they are ideal for keeping cushions, garden essentials, or other items neatly organised and protected. Each box features a waterproof lining with a secure zip to safeguard your belongings from the elements. Designed to complement the modular furniture range, their sleek black and grey finishes ensure they blend seamlessly with any outdoor decor, offering both functionality and elegance for your garden space.

Specification

Dimensions: 155cm x 80cm x 95cm

Weight: 25kg

Material: Polyrattan, Steel

Capacity: 996L



Safety Advice

- Ensure you have read and fully understood the instruction manual and safety advice before using this product.
- Always assemble the product with at least two people to ensure safe and correct construction.
- Follow the assembly instructions carefully to avoid incorrect installation, which could compromise safety.
- Do not exceed the stated capacity of the storage box. Overloading can cause instability or damage to the product.
- Use the handle and wheels provided to transport the box. Avoid lifting the box when fully loaded unless absolutely necessary.
- When lifting the box, use proper lifting techniques to minimise the risk of injury.
- Only wheel the box over flat, stable surfaces to avoid instability. Wheeling the box over uneven surfaces could lead to tipping or damage.
- Always secure the lid tightly before moving the box to prevent accidental opening.
- Keep hands clear of the air struts during operation to avoid finger entrapment injuries.
- Ensure the product is kept out of reach of young children and make sure no children are left unsupervised to avoid risks of entrapment or misuse.
- Always close and secure the lid when the box is not in use to reduce the risk of entrapment.
- Inspect the storage box regularly for signs of wear or damage, particularly on the wheels, handle, air struts, and lid mechanism. Replace damaged parts promptly.
- Avoid placing the product near heat sources or open flames, as the materials may be combustible.
- Store the box in a dry environment to prevent damage to the rattan and ensure longevity.

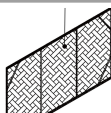


- Do not use the lid of the storage box as a step, seat, or platform, as it is not designed to bear weight.
- Handle the product carefully during assembly and use to avoid damaging the rattan material.
- Dispose of packaging materials safely, keeping them out of reach of children to prevent suffocation hazards.
- Do not modify or alter the product, as this may compromise safety and void the warranty.

Parts

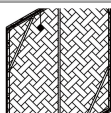
1) Storage Box Front Panel

1 Piece(s)



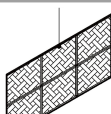
3) Storage Box Left Side Panel

1 Piece(s)



5) Storage Box Lid

1 Piece(s)



7) Rain Cover

1 Piece(s)



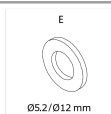
B/C) M5x28mm

26 Piece(s)



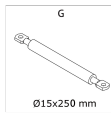
E) Ø5.2/Ø12mm

38 Piece(s)



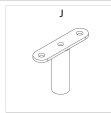
G) Storage Box Lid Strut

2 Piece(s)



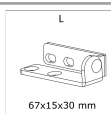
J) Foot

2 Piece(s)



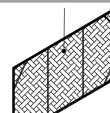
L) Storage Box Lid Left Hinge

1 Piece(s)




2) Storage Box Back Panel

1 Piece(s)



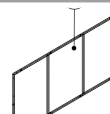
4) Storage Box Right Side Panel

1 Piece(s)



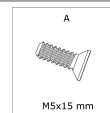
6) Storage Box Base Panel

1 Piece(s)



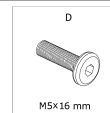
A) M5x15mm

8 Piece(s)



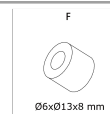
D) M5x16mm

12 Piece(s)



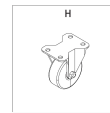
F) Washer

4 Piece(s)



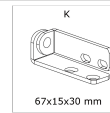
H) Wheel

2 Piece(s)



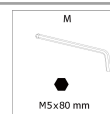
K) Storage Box Lid Right Hinge

1 Piece(s)

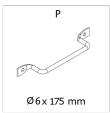


M) Allen Key

1 Piece(s)

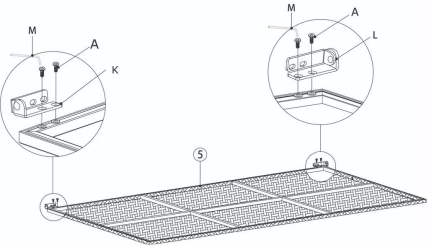
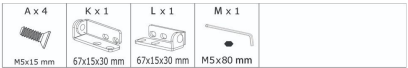


P) Storage Box Handle
1 Piece(s)



Steps (13)

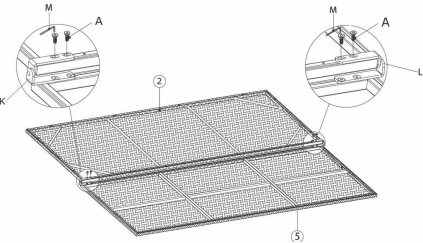
1.



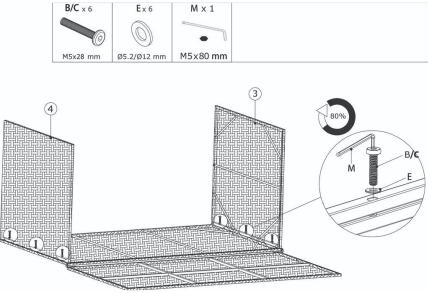
2.



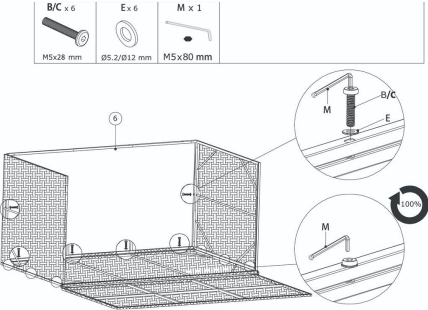
Test



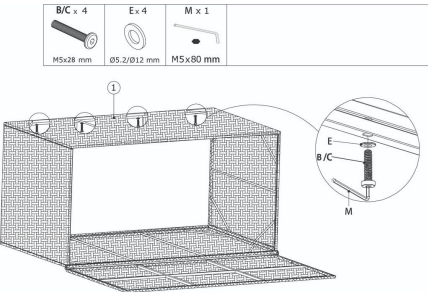
3.



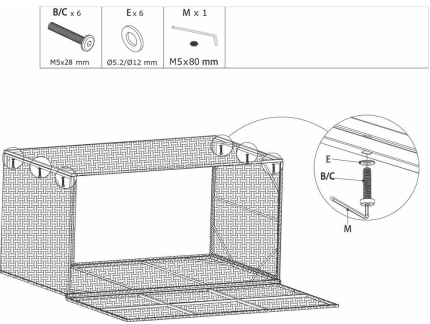
4.



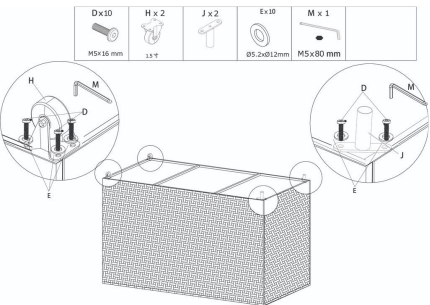
5.



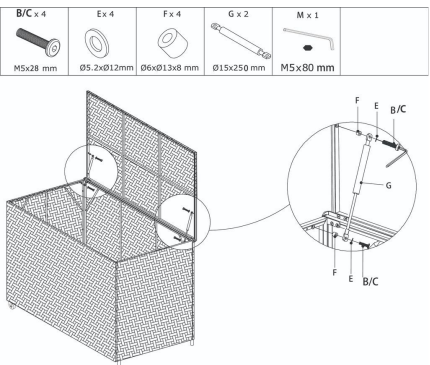
6.



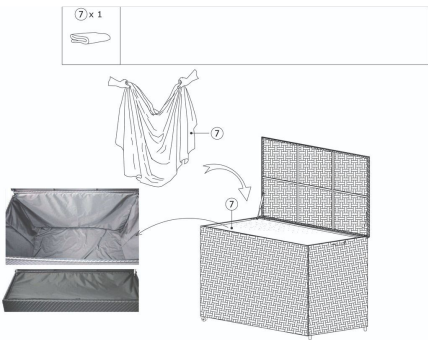
7.



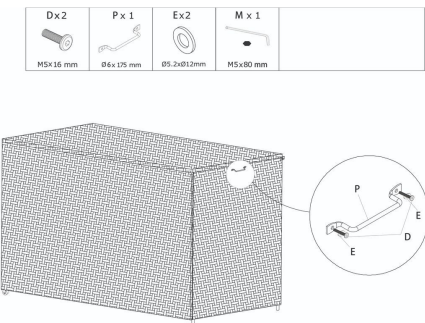
8.



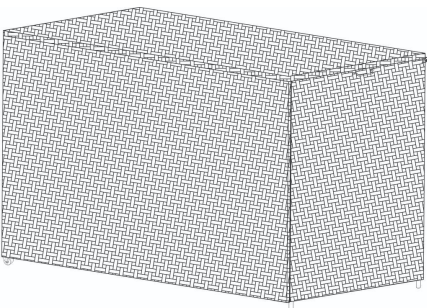
9.



10.



11.



12. Maintenance

- The Rattan Storage Box should be stored indoors for adverse weather conditions including heavy rain and low temperatures.
- Ensure cushions are fully dry before storing, to avoid potential growth of mould or mildew.
- Check screws and bolts regularly to ensure the product is maintaining its sturdiness.
- We recommend cleaning with a soft, damp cloth and a mild detergent, avoiding abrasive cleaners or harsh chemicals to prevent damage to the material.

13. Troubleshooting

- **WHAT DO I DO IF THERE ARE MISSING PARTS FROM MY ORDER?**

If there appears to be any part missing from your order, contact our friendly and helpful Customer Support Team within 7 days of receipt.

- **FOR ALL OTHER ISSUES, PLEASE CONTACT OUR CUSTOMER SUPPORT TEAM.**

